TROX® TECHNIK
The art of handling air

AG

AG



AS

D

DG

A*, D* – VENTILATION GRILLE

ATTACHMENTS FOR VENTILATION GRILLES, MADE OF SHEET STEEL, FOR VOLUME FLOW RATE BALANCING AND AIR DIRECTION CONTROL

Attachments with manually adjustable blades

- Volume flow rate balancing
- Air direction control
- Hit and miss damper with airflow straighteners

Application

Application

- Attachments for ventilation grilles offer additional functions
- For volume flow rate balancing and/or for air direction control
- Damper units simplify the volume flow rate balancing required for commissioning, for supply air and extract air
- Air control blades, which are fitted at 90° to the front blades, allow for other airflow directions, for supply air
- Ventilation grille need not be removed for adjustment

Description

Variants

- AG: Damper unit with opposed action blades
- AS: Hit and miss damper
- D: Air direction control
- DG: Damper unit with opposed action blades and blades for air direction control

Maintenance

- Maintenance-free as construction and materials are not subject to wear
- Inspection and cleaning to VDI 6022

TECHNICAL INFORMATION

Function

Schematic illustration of -AG

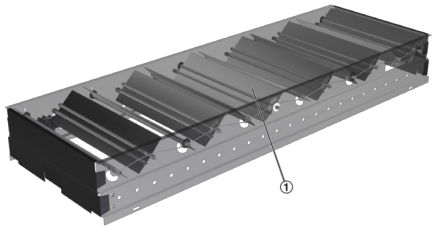

① Blade for flow adjustment

Variants, Dimensions and weight

Any attachments are to be defined with the order code of the ventilation grille.

-AG

Application

- For volume flow rate balancing
- Damper units simplify the volume flow rate balancing required for commissioning, for supply air and extract air
- Ventilation grille need not be removed for adjustment

Parts and characteristics

- Opposed action blades
- Can be adjusted and set with screws

-AS

Application

- For volume flow rate balancing
- Damper units simplify the volume flow rate balancing required for commissioning, preferably for extract air
- Ventilation grille need not be removed for adjustment

Parts and characteristics

- Hit and miss damper elements with airflow straighteners
- Can be adjusted and set with screws

-D

Application

- For air direction control, for supply air
- Air control blades, which are fitted at 90° to the front blades, allow for other airflow directions
- Ventilation grille need not be removed for adjustment

Parts and characteristics

- Individually adjustable blades

-DG

Application

- For volume flow rate balancing and additionally for air direction control, for supply air
- Damper units simplify the volume flow rate balancing required for commissioning
- Air control blades, which are fitted at 90° to the front blades, allow for other airflow directions
- Ventilation grille need not be removed for adjustment

Parts and characteristics

- Volume flow rate balancing: opposed action blades
- Air direction control: adjustable air control blades
- Can be adjusted and set with screws

Attachments for ventilation grilles

Type of ventilation grille	Attachment			
	-AG	-AS	-D	-DG
Type of ventilation grille	Damper unit	Hit and miss damper	Air direction control	Damper unit Air direction control
Installation into walls, sills or rectangular ducts				
X-GRILLE Cover	●	●	●	●
X-GRILLE Basic	●	●	●	●
ASL	●	●	●	●
AT	●	●	●	●
VAT	●	●	●	●
AH	●		●	●
AWT	●		●	●
SL	●	●	●	●
TR	●	●	●	●
TRS	●	●	●	●

AG

AS



D

DG

The weight table shows the available nominal sizes

-AG

H	L [mm]							
	225	325	425	525	625	825	1025	1225
H	m							
mm	kg							
75	0.4	0.5	0.7	0.8	1.0	1.3	1.6	1.9
125	0.5	0.6	0.8	1.0	1.2	1.5	1.9	2.3
225	0.7	0.9	1.1	1.4	1.6	2.1	2.5	3.0
325		1.2	1.4	1.7	2.0	2.6	3.2	3.8
425					2.5	3.2	3.9	4.6
525							4.5	5.3

-AS

H	L [mm]							
	225	325	425	525	625	825	1025	1225
H	m							
mm	kg							
75	0.3	0.4	0.5	0.6	0.7	0.9	1.1	1.3
125	0.4	0.6	0.8	0.9	1.1	1.4	1.8	2.1
225	0.8	1.0	1.3	1.6	1.9	2.5	3.0	3.6
325		1.5	1.9	2.3	2.7	3.5	4.3	5.1
425					3.8	4.9	6.0	7.2
525							7.3	8.7

-D

H	L [mm]							
	225	325	425	525	625	825	1025	1225
H	m							
mm	kg							
75	0.2	0.3	0.4	0.4	0.5	0.7	0.9	1.0
125	0.3	0.4	0.5	0.6	0.7	0.9	1.2	1.4
225	0.4	0.6	0.7	0.9	1.0	1.4	1.7	2.0
325		0.7	0.9	1.2	1.4	1.8	2.2	2.7
425					1.7	2.3	2.8	3.3
525							3.3	4.0

-DG

H	L [mm]							
	225	325	425	525	625	825	1025	1225
H	m							
mm	kg							
75	0.4	0.6	0.8	0.9	1.1	1.5	1.8	2.1
125	0.6	0.8	1.0	1.2	1.5	1.9	2.4	2.8
225	0.8	1.2	1.5	1.8	2.2	2.8	3.5	4.1
325		1.6	2.0	2.4	2.9	3.7	4.6	5.5
425					3.6	4.6	5.7	6.8
525							6.8	8.1

-AG

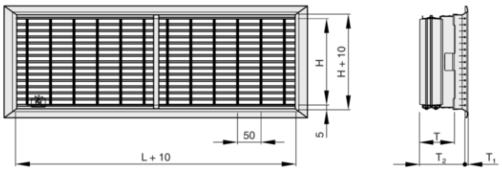

L Nominal length
H Nominal height

-S

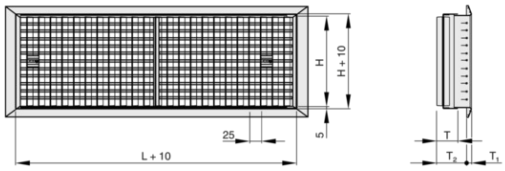

L Nominal length
H Nominal height

Attachments -AS, -S

-D

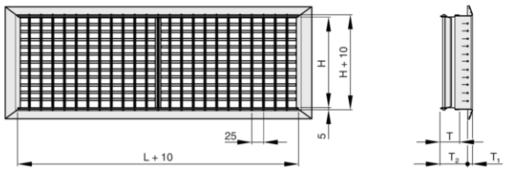

L Nominal length
H Nominal height

-DG

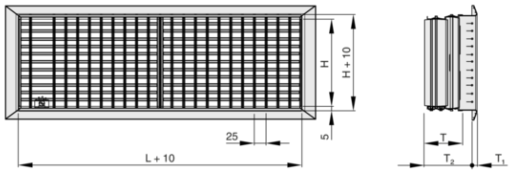

L Nominal length
H Nominal height

Commissioning

Volume flow rate balancing

When several ventilation grilles are installed on the same duct, it may be necessary to balance the volume flow rates.

- AG: Damper unit with opposed action blades, adjustable, secured with a locking screw
- AS: Damper unit with hit and miss damper, adjustable, secured with a locking screw

Air pattern

- Adjustable blades: Set the air control blades individually or together and depending on the local conditions
- D, DG: Air control blades, fitted at 90° to the front blades, can be adapted to the local conditions

Volume flow rate balancing -*G

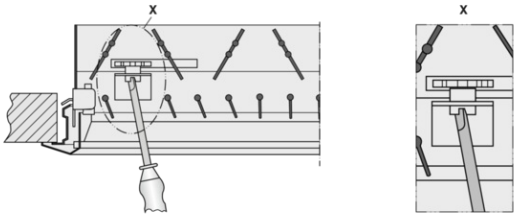

Attachments -AG, -DG and Types AGW, DGW

Volume flow rate balancing -S

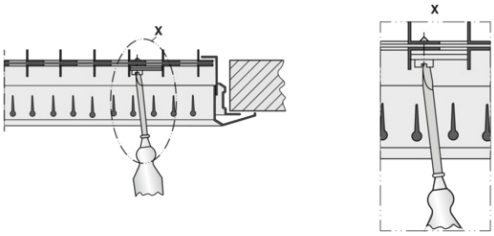

Attachments -AS, -KS, -RS and Type ASW

Air direction control -D

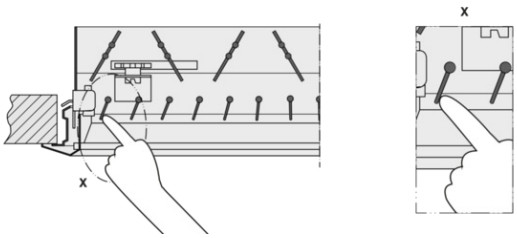

Attachments -D, -DG and Type DGW