5



S



5

K*, R* – VENTILATION GRILLES

ATTACHMENTS FOR TYPE TRS-K AND TYPE TRS-R VENTILATION GRILLES, MADE OF SHEET STEEL, FOR VOLUME FLOW RATE BALANCING

Attachments with manually adjustable blades

- Volume flow rate balancing
- Hit and miss damper with airflow straighteners
- Skimming hit and miss damper with airflow straighteners

Application

Application

- Attachments for ventilation grilles offer additional functions
- For volume flow rate balancing
- Damper units simplify the volume flow rate balancing required for commissioning, for supply air and extract air
- Ventilation grille need not be removed for adjustment

Description

Variants

- S: Hit and miss damper
- 5: Slanting special hit and miss damper

Maintenance

- Maintenance-free as construction and materials are not subject to wear
- Inspection and cleaning to VDI 6022

TECHNICAL INFORMATION

Function

Schematic illustration of -S

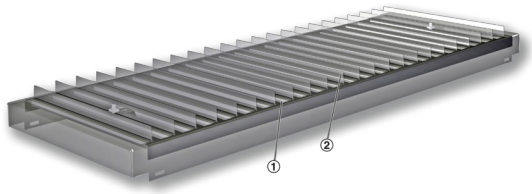

① Hit and miss damper, blade for flow adjustment
② Airflow straightener

Attachments -AS, -S

Variants, Dimensions and weight

Any attachments are to be defined with the order code of the ventilation grille.

-*S

Application

- For volume flow rate balancing
- Damper units simplify the volume flow rate balancing required for commissioning, preferably for extract air
- Ventilation grille need not be removed for adjustment

Parts and characteristics

- Hit and miss damper elements with airflow straighteners
- Can be adjusted and set with screws

-*5

Application

- For volume flow rate balancing
- Slanting hit and miss damper that ensures a uniform airflow through the grille face
- Damper units simplify the volume flow rate balancing required for commissioning, preferably for extract air
- Ventilation grille need not be removed for adjustment

Parts and characteristics

- Hit and miss damper elements with airflow straighteners
- Can be adjusted and set with screws

Attachments for ventilation grilles of Types TRS-K, TRS-R

Type of ventilation grille	Attachment	
	-*S	-*5
Type of ventilation grille	Hit and miss damper	Special hit and miss damper
Installation into rectangular ducts		
TRS-K	●	●
Installation into circular ducts		
TRS-R	●	●

S



5



The weight table shows the available nominal sizes

-*S

Product type	T mm	T_1 mm	T_2 mm
TRS-K	42	7	63

-*S

Product type	Nominal height mm H_N	T mm	T_2 mm
TRS-R	75	42	70
	125	42	74
TRS-R	225	42	86

-*5

Product type	L	T_1	T_2
	mm		
TRS-K	225	7	87
	325	7	99
TRS-K	425	7	112
	525	7	124
TRS-K	625	7	136
	825	7	160
TRS-K	1025	7	185
	1225	7	210

-*5

Product type	L	H [mm]		
		75	125	225
Product type	L	T_2		
	mm			
TRS-R	225	95	99	
	325	107	111	123
TRS-R	425	119	123	136
	525	131	135	147
TRS-R	625	143	147	159
	825	162	171	183
TRS-R	1025	191	195	207
	1225	215	211	231

-S

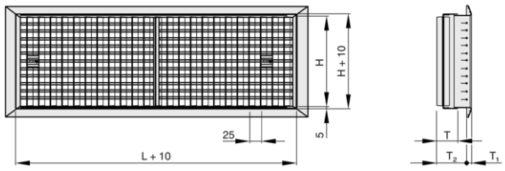

L Nominal length
H Nominal height

Attachments -AS, -S

-5

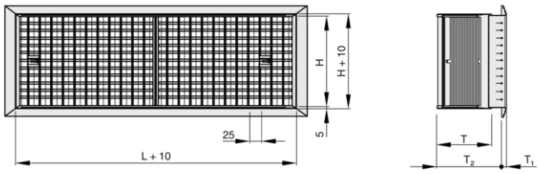

L Nominal length
H Nominal height

Commissioning

Volume flow rate balancing

When several ventilation grilles are installed on the same duct, it may be necessary to balance the volume flow rates.

- AG: Damper unit with opposed action blades, adjustable, secured with a locking screw
- AS: Damper unit with hit and miss damper, adjustable, secured with a locking screw

Air pattern

- Adjustable blades: Set the air control blades individually or together and depending on the local conditions
- D, DG: Air control blades, fitted at 90° to the front blades, can be adapted to the local conditions

Volume flow rate balancing -S

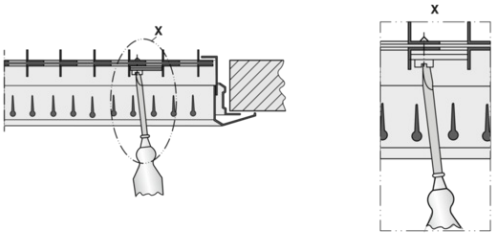

Attachments -AS, -KS, -RS and Type ASW

Volume flow rate balancing -5

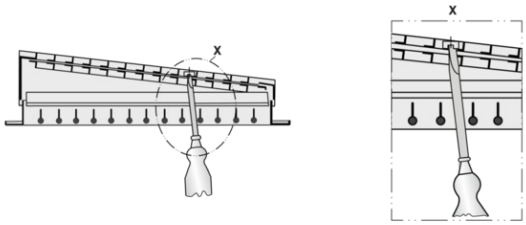

TROX® TECHNIK
The art of handling air

Attachments -5